

The Best Bang for Your Buck

When SQL Debugging and Data Provenance Go Hand in Hand

Benjamin Dietrich Tobias Müller Torsten Grust

Universität Tübingen
Tübingen, Germany


[b.dietrich, to.mueller, torsten.grust]@uni-tuebingen.de

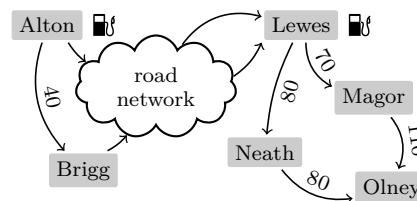
ABSTRACT

We report on our ongoing effort to develop *observational debuggers* for SQL. This debugging paradigm—in which the evaluation of selected subexpressions may be “spied on”—fits the nature of query languages, but may lead to observations whose size can overwhelm users. Here, we tackle this challenge with the help of *data provenance analysis*. The analysis identifies exactly those input rows that are material in producing suspect query outputs. Running the debugger on such a minimized input will exclusively yield observations that are indeed relevant in understanding the bug.

1. SPYING ON SQL EVALUATION

SQL queries are prone to bugs much like code written in conventional programming languages. The present work investigates debugging paradigms that fit the declarative nature of SQL and, in particular, shield users from low-level internals (like execution plans, for example). We argue that *observational debugging* [5], an idea rooted in the logic and functional programming communities, is one such paradigm: users *mark* the “suspect” subexpressions—ranging from simple arithmetics to entire subquery blocks—of a buggy SQL query to *observe* their value at runtime. Seeing the difference between the expected and observed evaluation of a sub-expression has turned out to be an effective tool in uncovering subtle SQL bugs [3].

A sample debugging scenario is depicted in Figure 1. Tables `cities` and `roads` jointly model a road network in which only selected cities host fueling stations (label  in Figure 1(a), 0/1 in column `fuel` of table `cities`). Which cities can we reach from `Alton` if our car has a maximum range of 100km before it needs to be refueled? An attempt to answer this question is the recursive SQL query of Figure 3. The query emits table `hops(city, range)` in which a row $\langle c, r \rangle$ indicates that we can reach city c with a residual range of r (see Figure 2). The result looks suspicious, though: we are






(a) Simple road network with travel distances and fueling stations (🛢️). Which cities can we reach from Alton?

cities	
city	fuel
Alton	1
Brigg	0
Corby	0
Hedon	0
Lewes	1
Magor	0
Neath	0
Olney	0

(b) Table cities.

roads		
here	dist	there
Alton	40	Brigg
Brigg	30	Corby
Hedon	40	Lewes
Lewes	80	Neath
Lewes	70	Magor
Magor	110	Olney
Neath	80	Olney

(c) Table roads.

Figure 1: A debugging scenario: a relational model of cities and their connecting roads, parts of the instance hidden behind . (Disregard the provenance labels  and  until you reach Section 2.)

able to reach `Olney` although the city is farther from the last fueling station (in `Lewes`) than our maximum reach.

Pursuing the observational debugging paradigm, users mark parts of the buggy query (Ⓜ in Figure 3) to learn about the evaluation of selected subexpressions. Markings typically start out large and then gradually zoom in on query details until the source of the bug can be observed directly. In keeping with the relational data model, the debugger presents observations in tabular form (Figure 4). Given the particular markings ① to ④ of Figure 3, one row in the observation table shows our current location (column ②) and the range available (possibly after refueling, column ④) before we travel `r.dist` kilometers (column ③)

city	range
Alton	0
Brigg	60
...	...
Magor	90
Neath	80
Magor	50
Olney	0
Neath	40

Figure 2: Final (but incorrect) hops table. The ⚡ identifies one questionable output: we did not expect to reach `Olney`.

```

1 WITH RECURSIVE hops(city, range) AS (
2   VALUES ('Alton', 0)
3 UNION ALL
4   SELECT r.there AS city,
5         h.range + c.fuel * 100 - r.dist AS range
6 FROM   cities AS c, roads AS r, hops AS h
7 WHERE  h.city = c.city
8 AND    h.city = r.here
9 AND    h.range + c.fuel * 100 >= r.dist
10 )
11 SELECT *
12 FROM hops;

```

Figure 3: Users place markings (①-④) to observe the evaluation of suspect SQL subexpressions.

to reach the next city (column ①). At recursion depths 9 and 10 we observe suspicious ranges which exceeded the maximum of 100 (see the 160 km range marked by ζ , for example). This suggests that the query’s range computation is to blame (see [2] for the complete story behind the hunt for the bug of Figure 3).

2. MAKE EVERY OBSERVATION COUNT

Observations may be sizeable, however, and it can be a true challenge to spot enlightening details like ζ in Figure 4. The sheer size of the input tables as well as the marking of subexpressions that are *evaluated before* aggregates or filters reduce data volume may lead to huge observations that do not reveal much. Indeed, in Figure 4 the lion’s share of our observations hides behind the ellipses (:), the majority of which contribute nothing to the understanding of the bug.

It is here where we propose to join two strands of work that have evolved independently until now. We build on a variant of *data provenance analysis* [1, 4] as follows:

- (1) In the query *output*, users identify one or more suspect cells or rows (see Figure 2 where we use the mouse to identify the questionable city Olney).
- (2) Provenance analysis infers those *input* table cells that are material in computing the value Olney (*where provenance*, cells labeled in Figure 1(a)) as well as all rows that were inspected to decide that Olney is part of the query’s result (*why provenance*, label).

recursion depth	② hops AS h city range	① SELECT ... city range	③ r.dist	④ h.range...
0	Alton 0	Alton 0		
...
9	Iford 30 Lewes 60 Lewes 60 Magor 40 Magor 50 Neath 30 Neath 40	Lewes 20 Magor 90 Neath 80	110 70 80	130 160 ζ 160
10	Lewes 20 Lewes 20 Magor 90 Neath 80	Magor 50 Neath 40 Olney 0	70 80 80	120 120 80
11	Magor 50 Olney 0 Neath 40			

Figure 4: Excerpt of observations made by markings ① to ④.

- (3) Remove unlabeled input rows and run the observational debugger on the minimized database instance.

This input minimization will, in general, lead to significantly smaller observations: in the road network scenario, any city or road that does not lie on the path from Alton to Olney will be removed (see Figure 5 which features a mere 12 rows and hides nothing). Most importantly, the reduced input will still trigger the bug and *any* observation made will be relevant in identifying the bug’s cause—in a sense, after minimization the query will focus on producing the buggy output. We claim that this focus is just what is needed to effectively debug data-intensive computations.

Hand in Hand: Debugging and Provenance Analysis. The practical relevance of this research hinges on the ability to embrace expressive SQL dialects—featuring language constructs like correlation, grouping, window functions, recursion, as well as built-in and user-defined SQL functions. It is these rich queries that are potential sources of obscure bugs.

Our recent work on the efficient value-less interpretation of programs [4] provides a means to derive *where-* and *why-provenance* for such real-world SQL dialects. We are under-way to connect this analysis with the *Habitat* observational debugger for SQL [2] and are positive to be able to make a significant step towards truly declarative and scalable query debugging.

3. REFERENCES

- [1] J. Cheney, L. Chiticariu, and W.-C. Tan. Provenance in Databases: Why, How, and Where. *Foundations and Trends in Databases*, 1(4), 2007.
- [2] B. Dietrich and T. Grust. A SQL Debugger Built from Spare Parts—Turning a SQL:1999 Database System into its Own Debugger. In *Proc. ACM SIGMOD*, Melbourne, Australia, 2015.
- [3] T. Grust and J. Rittinger. Observing SQL Queries in their Natural Habitat. *ACM TODS*, 38(1), 2013.
- [4] T. Müller and T. Grust. Provenance for SQL Based on Abstract Interpretation: Value-less, but Worthwhile. In *Proc. VLDB*, Hawaii, USA, 2015.
- [5] E. Shapiro. *Algorithmic Program Debugging*. MIT Press, Cambridge, MA, USA, 1983.

recursion depth	② hops AS h city range	① SELECT ... city range	③ r.dist	④ h.range...
0	Alton 0	Alton 0		
1	Alton 0	Brigg 60	40	100
2	Brigg 60	Corby 30	30	60
3	Corby 30	Derby 10	20	30
4	Derby 10	Egton 80	30	ζ 110
5	Egton 80	Filey 10	70	80
6	Filey 10	Goole 50	60	ζ 110
7	Goole 50	Hedon 100	50	ζ 150
8	Hedon 100	Lewes 60	40	100
9	Lewes 60	Neath 80	80	ζ 160
10	Neath 80	Olney 0	80	80
11	Olney 0			

Figure 5: After input minimization: a full observation display reveals the buggy refueling logic of the query in Figure 3.